



# ArcGIS Online: How to Log In Using UP Mail

## USER GUIDE

# How to Log In to ArcGIS Online

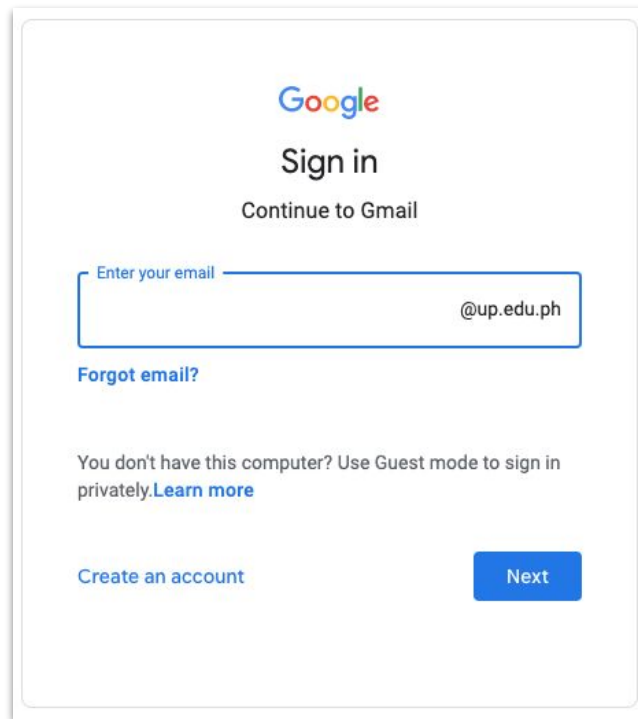
---

This guide is for UP users requiring access to ArcGIS Online. This is for UP students, faculty, and staff.

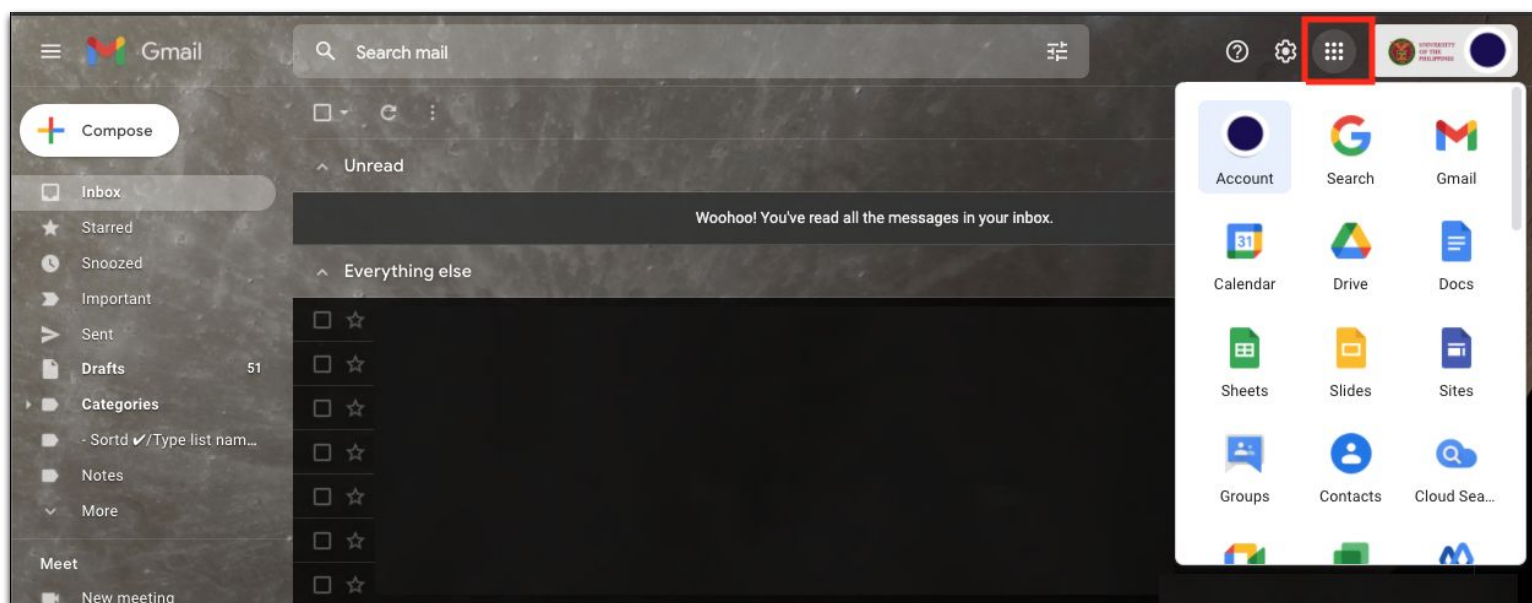
Users must ensure that they have already received the invitation to ArcGIS Online, which will be provided by the respective ArcGIS Persons-in-Charge (PICs) of the Constituent Universities (CUs).

# How to Log In to ArcGIS Online

1. Log in to your UP Mail Account at <https://mail.up.edu.ph>.

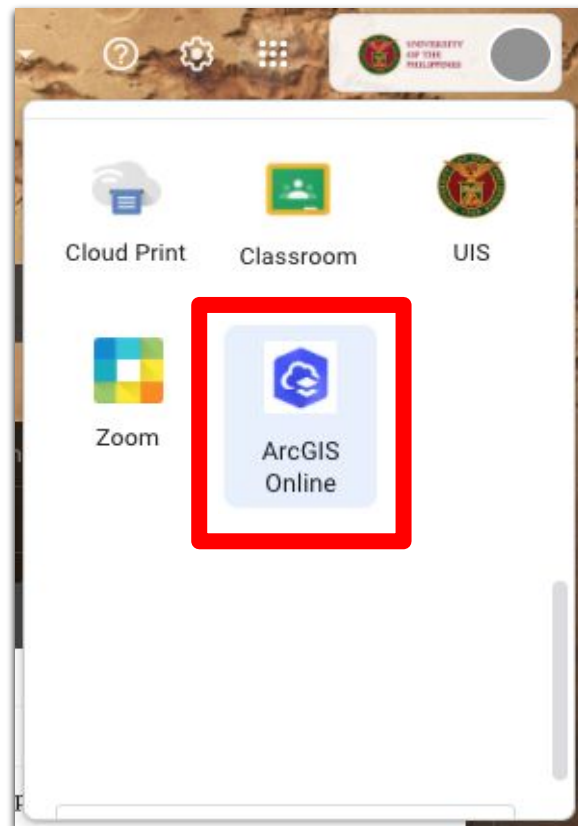


2. Once logged in, click the Google Apps icon located on the upper right of the page (the dots). It will show the different apps and software that your account may have access to.



# How to Log In to ArcGIS Online

3. Scroll down and click the ArcGIS icon. If it is not found, please contact your local CU Person-in-Charge (PIC) for assistance.



4. Choose your UP Mail Account as the Google Account to sign-in. After choosing, you will now be able to use ArcGIS.

