

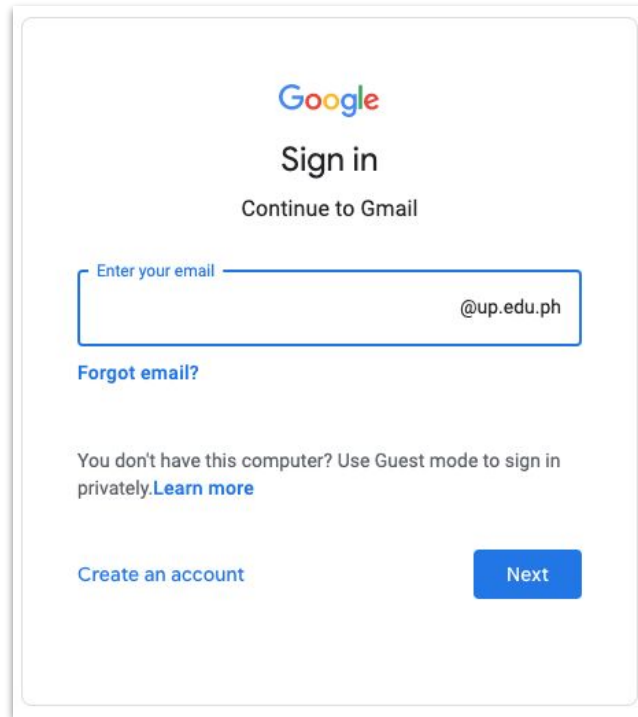


How to Log in to Qualtrics Using UP Mail

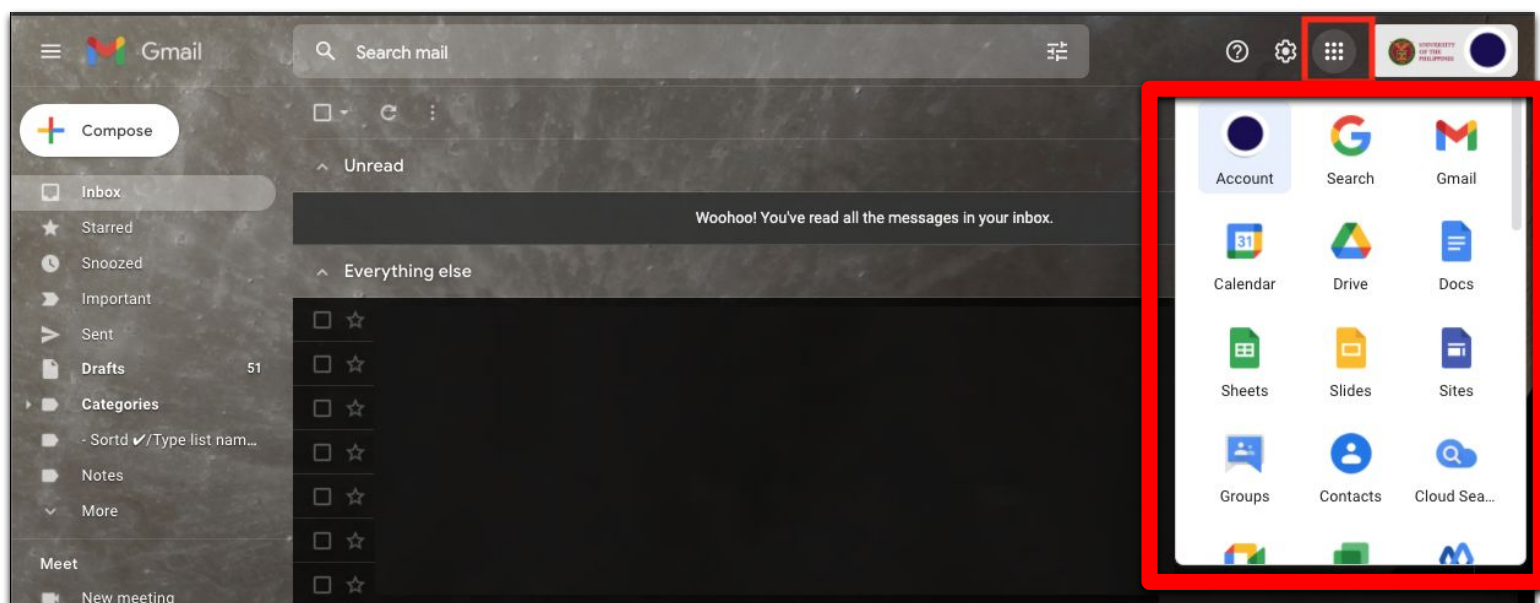
USER GUIDE

How to Log in to Qualtrics

1. Log in to your UP Mail Account at <https://mail.up.edu.ph>.

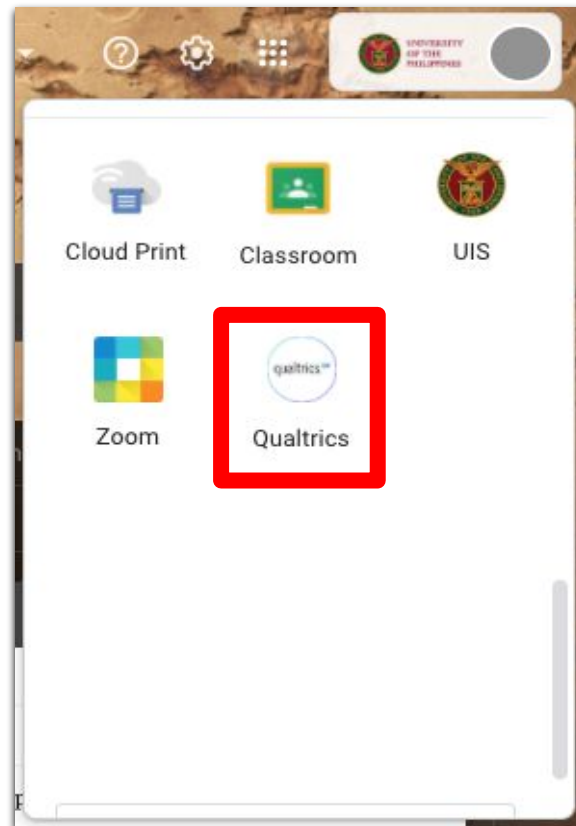


2. Once logged in, click the Google Apps icon located on the upper right of the page (the dots). It will show the different apps and software that your account may have access to.

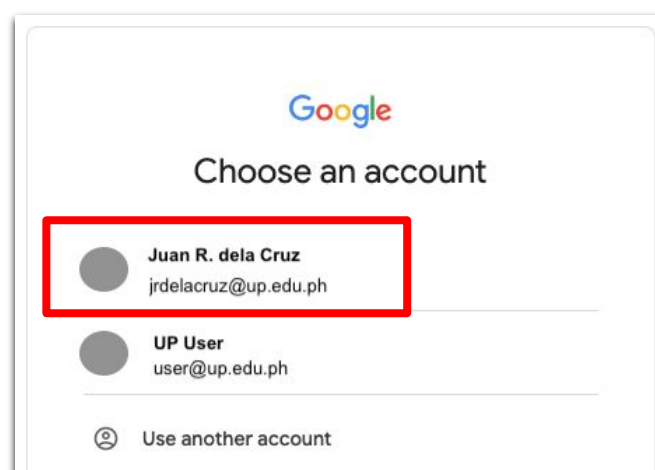


How to Log in to Qualtrics

3. Scroll down and click the Qualtrics icon. If it is not found, please contact your local CU IT Office for assistance.



4. Choose your UP Mail Account as the Google Account to sign-in. After choosing, you will now be able to use Qualtrics.



CU IT Office

Contact Information

Listed are the respective local IT Offices/Units of the UP Constituent Universities:

- UP Baguio: sysnet.upbaguio@up.edu.ph
 - UP Cebu: itc.upcebu@up.edu.ph
 - UP Diliman: helpdesk@upd.edu.ph or cc.upd@up.edu.ph
 - UP Los Baños: itc.uplb@up.edu.ph
 - UP Manila: ims.upmanila@up.edu.ph or ims@post.upm.edu.ph
 - UP Mindanao: ito.upmindanao@up.edu.ph or it-office@upmin.edu.ph
 - UP Open University: techsupport@upou.edu.ph
 - UP Visayas: disp.upvisayas@up.edu.ph
- 